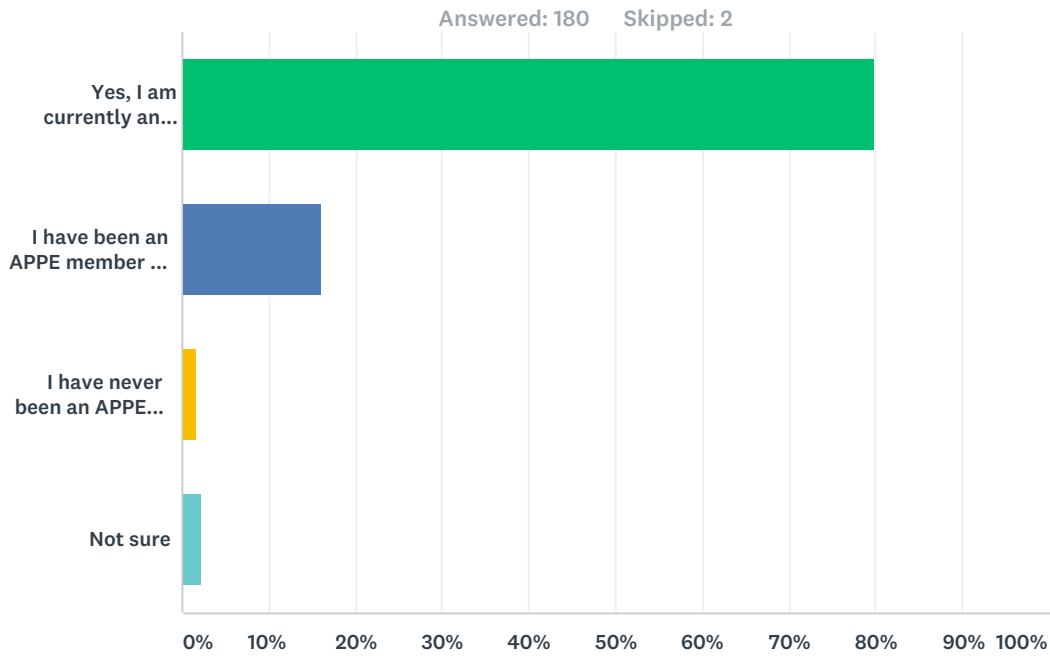
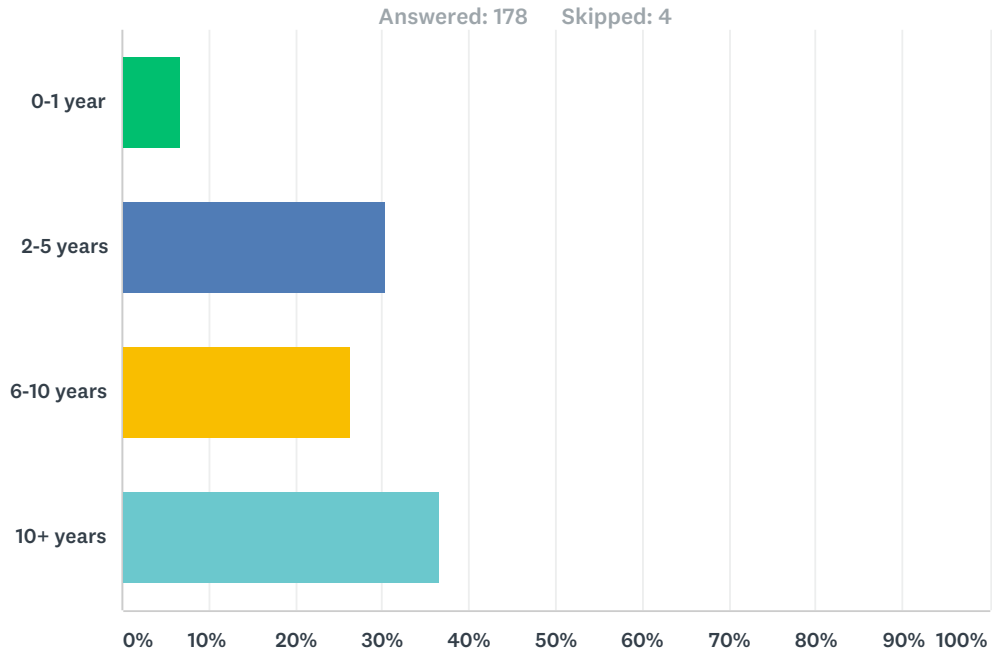


# Q1 Are you a member of the Association for Practical and Professional Ethics?



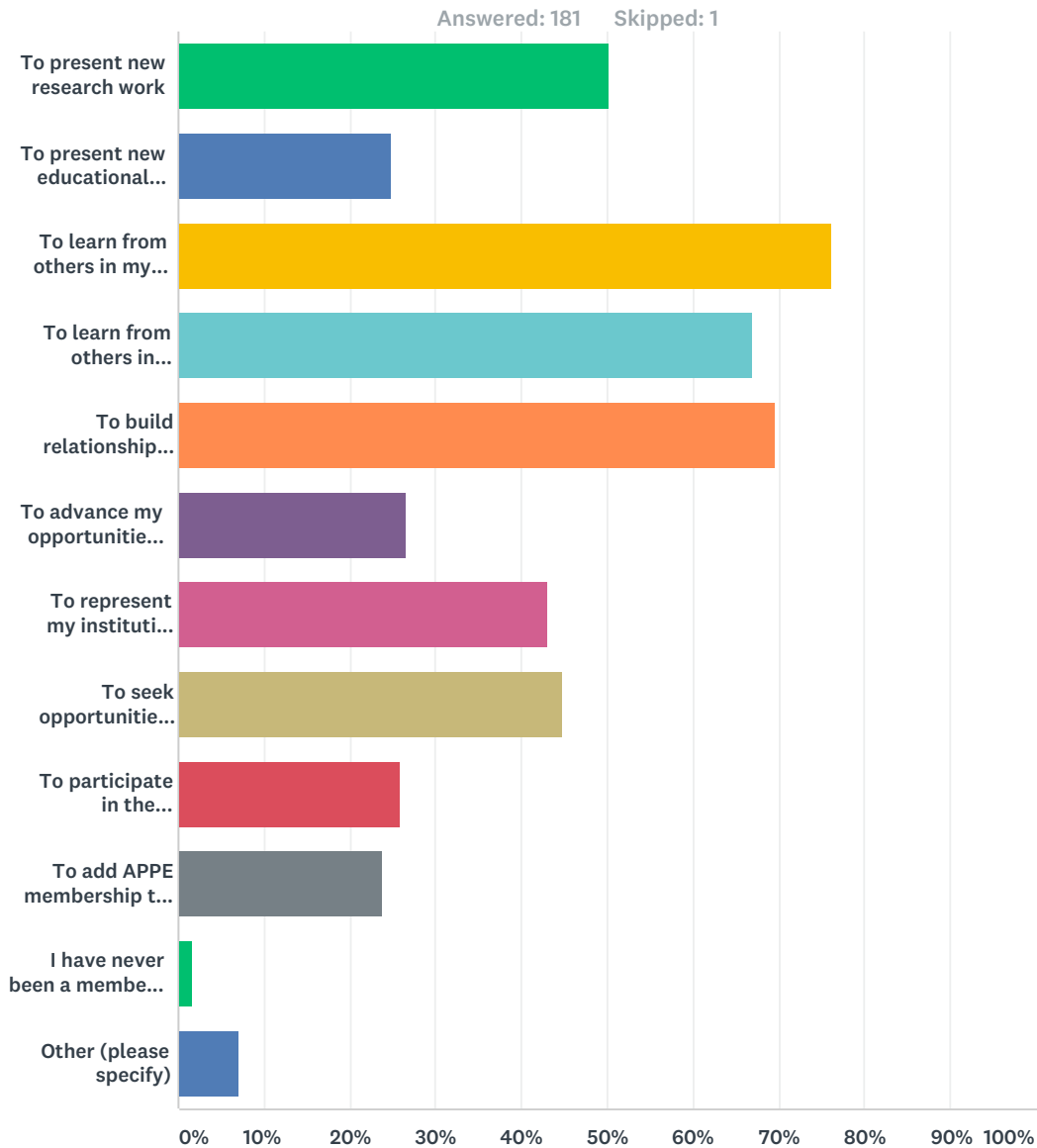
Answer Choices	Responses	
Yes, I am currently an APPE member	80.00%	144
I have been an APPE member in the past, but not currently	16.11%	29
I have never been an APPE member	1.67%	3
Not sure	2.22%	4
<b>Total</b>		<b>180</b>

## Q2 How long have you been an APPE member?



Answer Choices	Responses
0-1 year	6.74% 12
2-5 years	30.34% 54
6-10 years	26.40% 47
10+ years	36.52% 65
<b>Total</b>	<b>178</b>

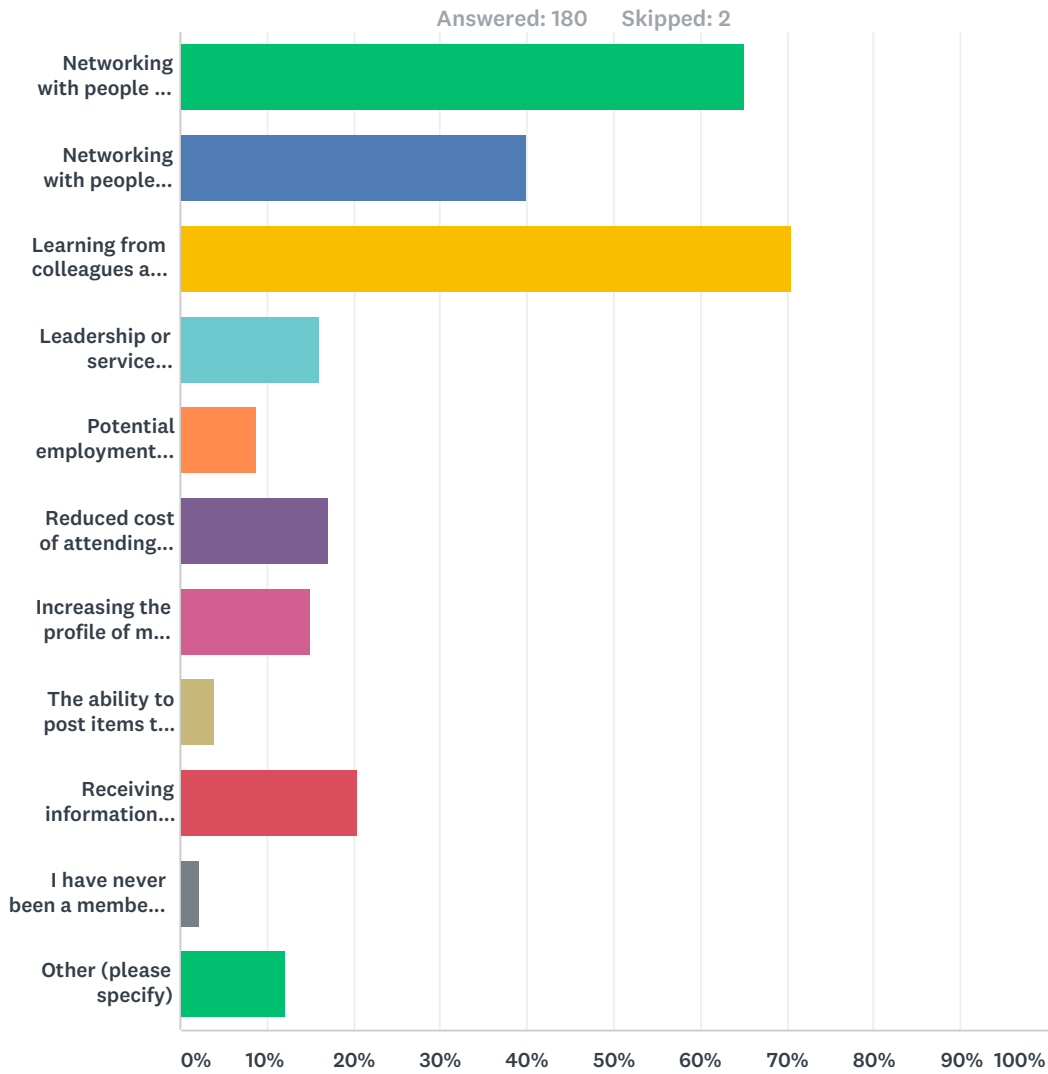
### Q3 Why did you join APPE (choose all that apply)?



Answer Choices	Responses
To present new research work	50.28% 91
To present new educational strategies	24.86% 45
To learn from others in my subject area	76.24% 138
To learn from others in different subject areas	66.85% 121
To build relationships with others	69.61% 126
To advance my opportunities for professional leadership or service	26.52% 48
To represent my institution in the field	43.09% 78
To seek opportunities for professional collaboration	44.75% 81
To participate in the Intercollegiate Ethics Bowl	25.97% 47
To add APPE membership to my professional credentials	23.76% 43

<b>I have never been a member of APPE</b>	<b>1.66%</b>	<b>3</b>
<b>Other (please specify)</b>	<b>7.18%</b>	<b>13</b>
<b>Total Respondents: 181</b>		

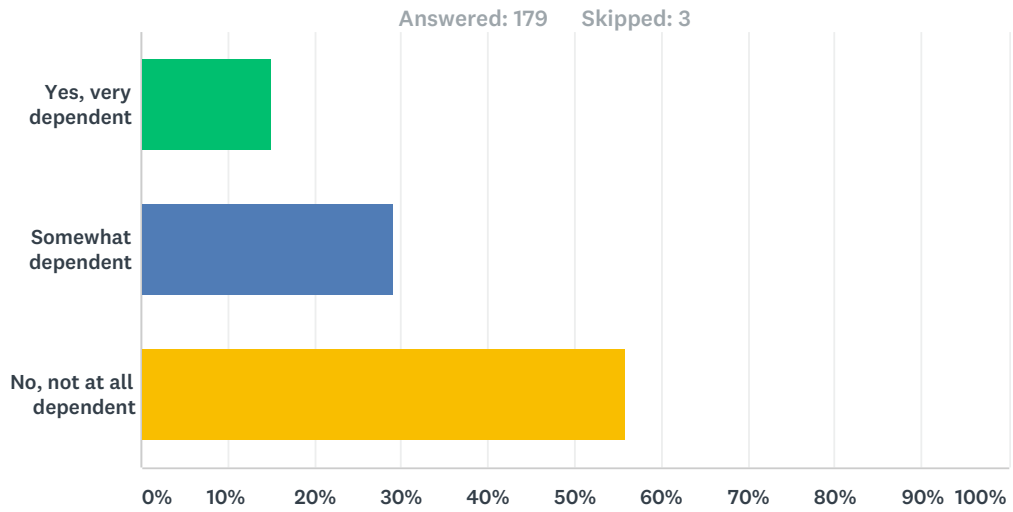
# Q4 What are the TOP 3 most valuable benefits you receive as an APPE member?



Answer Choices	Responses
Networking with people in my own area of practical and professional ethics	65.00% 117
Networking with people from different fields	40.00% 72
Learning from colleagues and staying up-to-date with research in applied ethics	70.56% 127
Leadership or service opportunities	16.11% 29
Potential employment contacts and opportunities	8.89% 16
Reduced cost of attending the Annual APPE Conference	17.22% 31
Increasing the profile of my organization	15.00% 27
The ability to post items to the APPE listserv and website	3.89% 7
Receiving information through the APPE listserv	20.56% 37
I have never been a member of APPE	2.22% 4

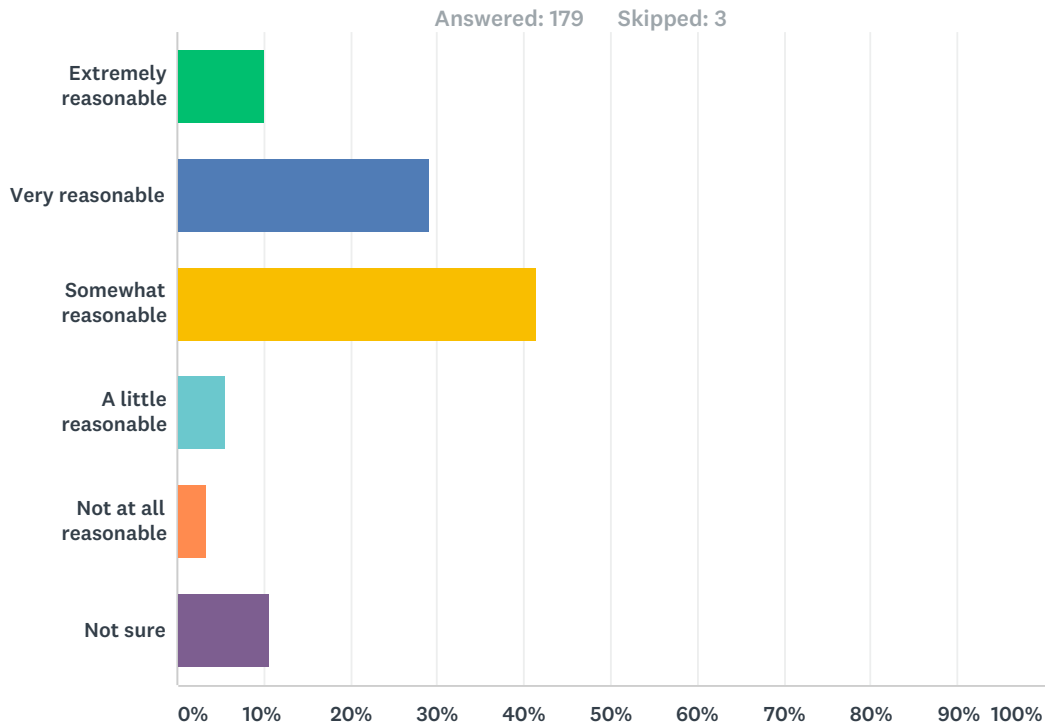
<b>Other (please specify)</b>	<b>12.22%</b> <b>22</b>
<b>Total Respondents: 180</b>	

# Q5 Is your likelihood of obtaining or renewing membership in any given year dependent on your conference attendance?



Answer Choices	Responses
Yes, very dependent	15.08% 27
Somewhat dependent	29.05% 52
No, not at all dependent	55.87% 100
Total	179

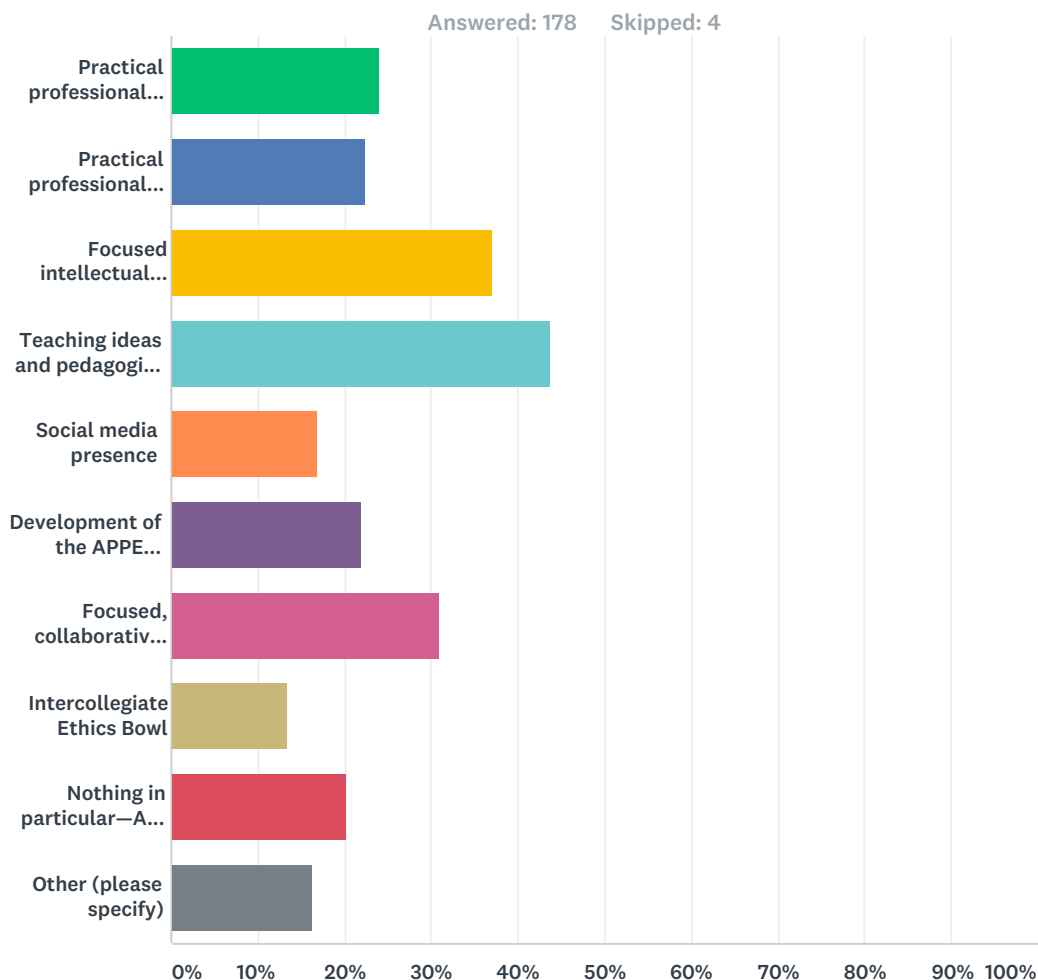
## Q6 How reasonable are APPE's membership dues in comparison to other professional organizations?



Answer Choices	Responses	Count
Extremely reasonable	10.06%	18
Very reasonable	29.05%	52
Somewhat reasonable	41.34%	74
A little reasonable	5.59%	10
Not at all reasonable	3.35%	6
Not sure	10.61%	19
<b>Total</b>		<b>179</b>

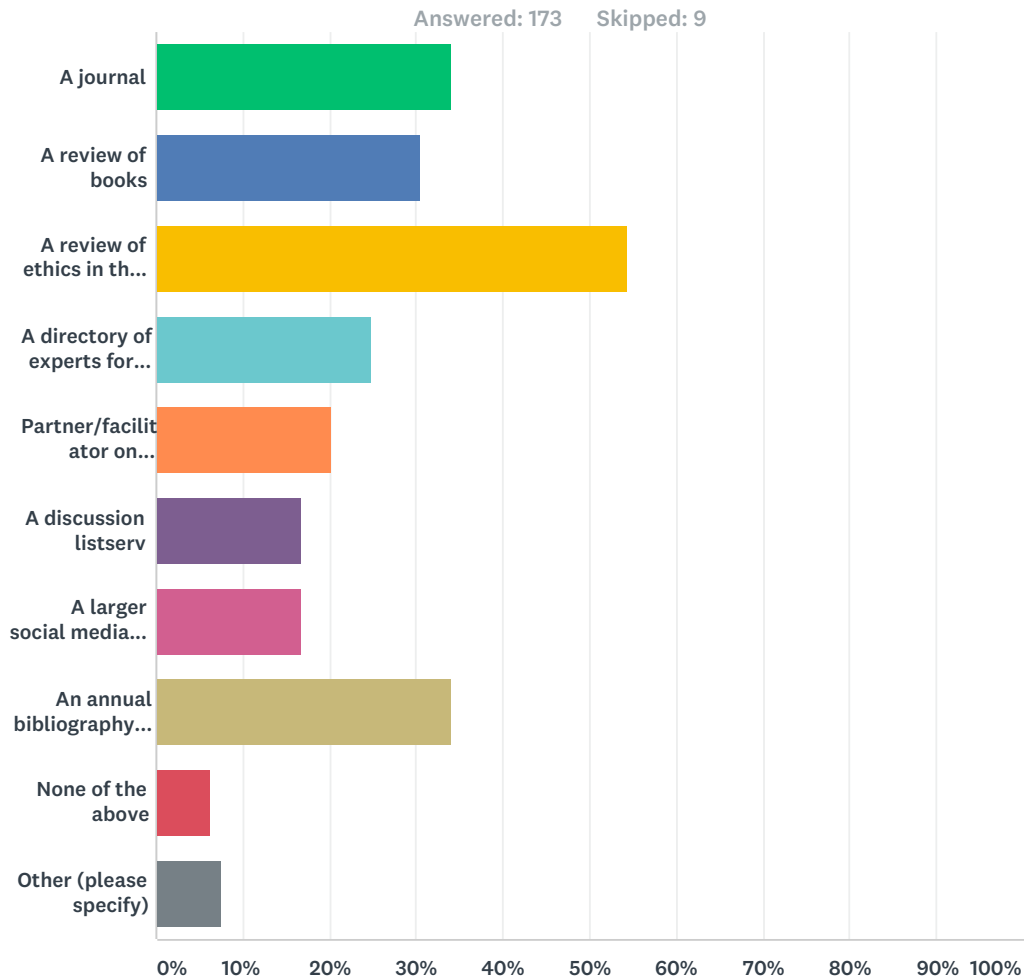


# Q7 On what, if anything, do you think that APPE should focus more attention than it currently does (choose all that apply)?



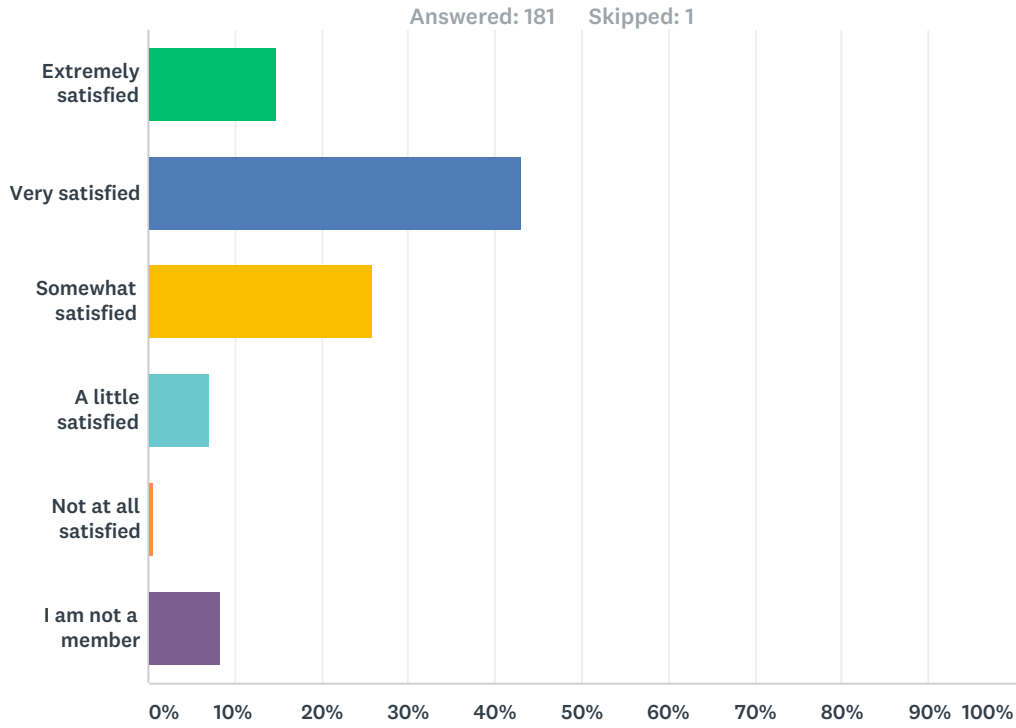
Answer Choices	Responses
Practical professional support and mentoring for graduate students	24.16% 43
Practical professional support and mentoring for junior faculty	22.47% 40
Focused intellectual networking around shared research interests	37.08% 66
Teaching ideas and pedagogical support	43.82% 78
Social media presence	16.85% 30
Development of the APPE Ethically Speaking newsletter	21.91% 39
Focused, collaborative workshops	30.90% 55
Intercollegiate Ethics Bowl	13.48% 24
Nothing in particular—APPE's current focus seems about right	20.22% 36
Other (please specify)	16.29% 29
<b>Total Respondents: 178</b>	

## Q8 Please identify any additional benefits you would like APPE to provide (choose all that apply):



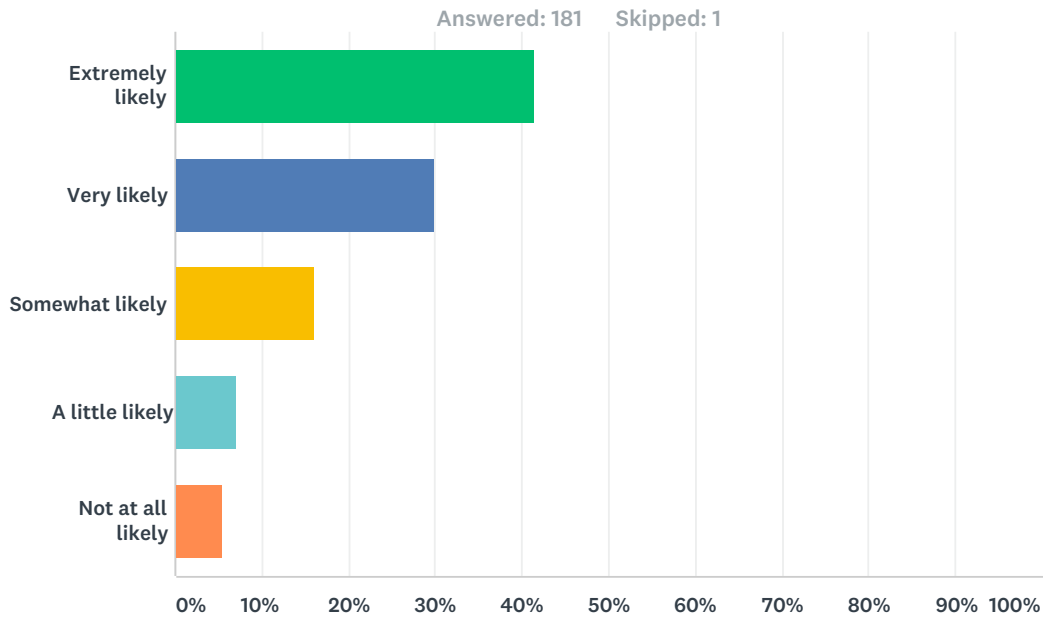
Answer Choices	Responses
A journal	34.10% 59
A review of books	30.64% 53
A review of ethics in the news	54.34% 94
A directory of experts for media inquiries	24.86% 43
Partner/facilitator on research and service grants	20.23% 35
A discussion listserv	16.76% 29
A larger social media presence	16.76% 29
An annual bibliography or educational materials repository	34.10% 59
None of the above	6.36% 11
Other (please specify)	7.51% 13
<b>Total Respondents: 173</b>	

# Q9 Overall, how satisfied are you with your membership in APPE?



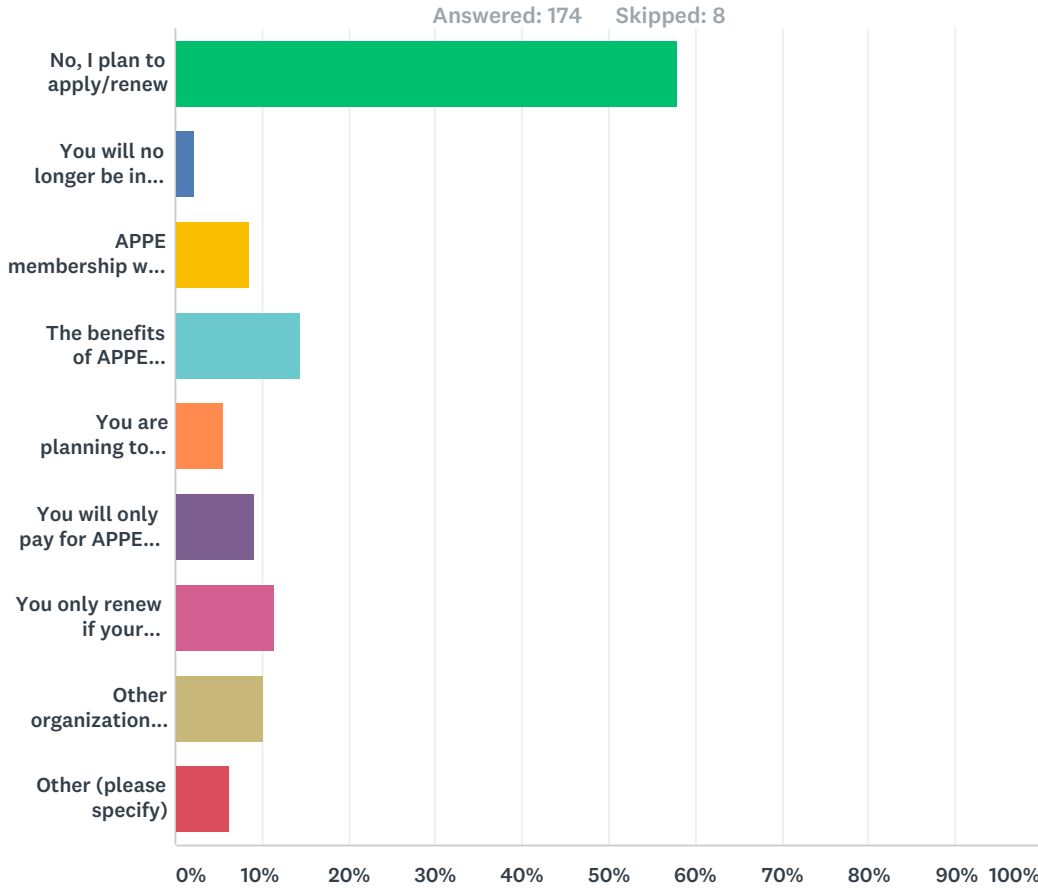
Answer Choices	Responses
Extremely satisfied	14.92% 27
Very satisfied	43.09% 78
Somewhat satisfied	25.97% 47
A little satisfied	7.18% 13
Not at all satisfied	0.55% 1
I am not a member	8.29% 15
<b>Total</b>	<b>181</b>

# Q10 How likely are you to apply for APPE membership next year?



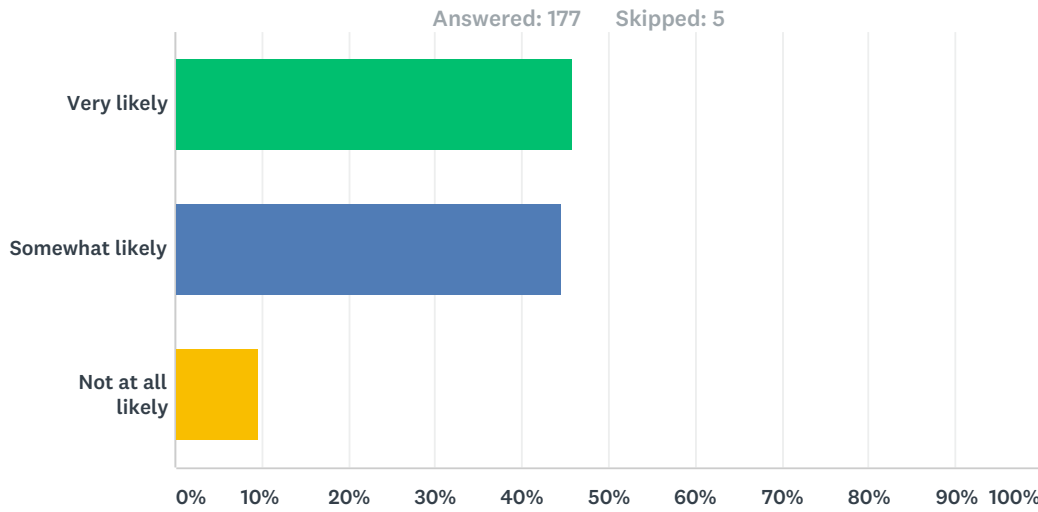
Answer Choices	Responses	Count
Extremely likely	41.44%	75
Very likely	29.83%	54
Somewhat likely	16.02%	29
A little likely	7.18%	13
Not at all likely	5.52%	10
<b>Total</b>		<b>181</b>

# Q11 Is it likely that any of the following factors would make you unable to apply for APPE membership next year (choose all that apply)?



Answer Choices	Responses
No, I plan to apply/renew	58.05% 101
You will no longer be in the field	2.30% 4
APPE membership will be too expensive for you	8.62% 15
The benefits of APPE membership will not be sufficient for you	14.37% 25
You are planning to retire	5.75% 10
You will only pay for APPE membership in years when you attend or present at the annual conference	9.20% 16
You only renew if your employer pays for your membership, and your employer may not pay next year	11.49% 20
Other organizations or conferences are more relevant to your interests	10.34% 18
Other (please specify)	6.32% 11
<b>Total Respondents: 174</b>	

## Q12 How likely are you to recommend that your colleagues join APPE?

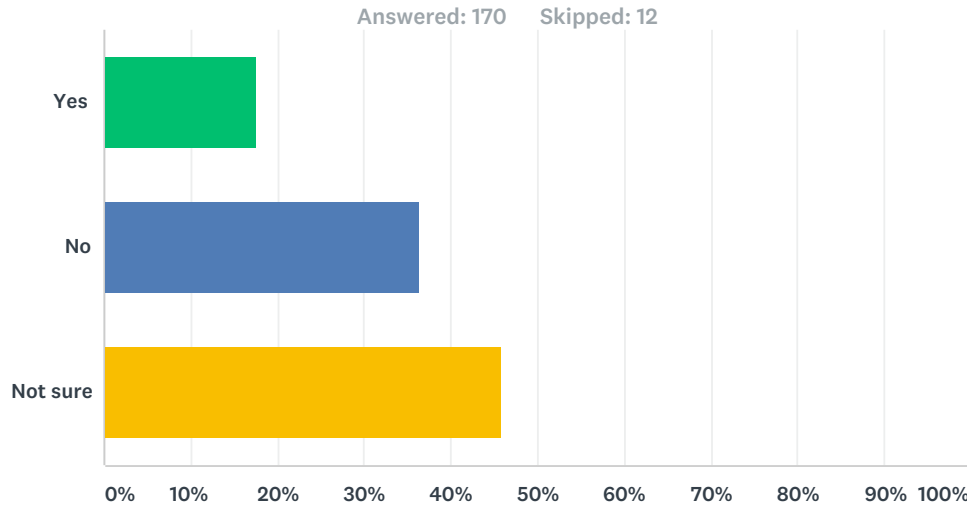


Answer Choices	Responses
Very likely	45.76% 81
Somewhat likely	44.63% 79
Not at all likely	9.60% 17
Total	177

# Q13 What would make you more likely to recommend APPE to your colleagues?

Answered: 73 Skipped: 109

# Q14 Are you interested in becoming more involved in APPE?



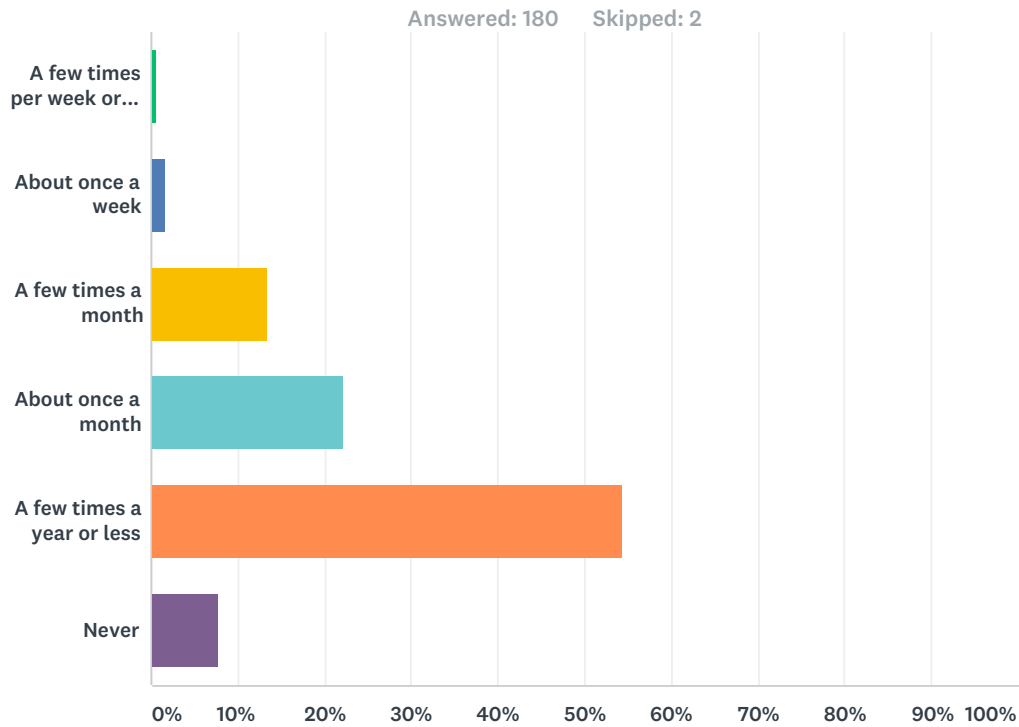
Answer Choices	Responses	
Yes	<b>17.65%</b>	<b>30</b>
No	<b>36.47%</b>	<b>62</b>
Not sure	<b>45.88%</b>	<b>78</b>
<b>Total</b>		<b>170</b>



**Q15 If you are interested in becoming more involved in APPE, please tell us how you would like to contribute.**

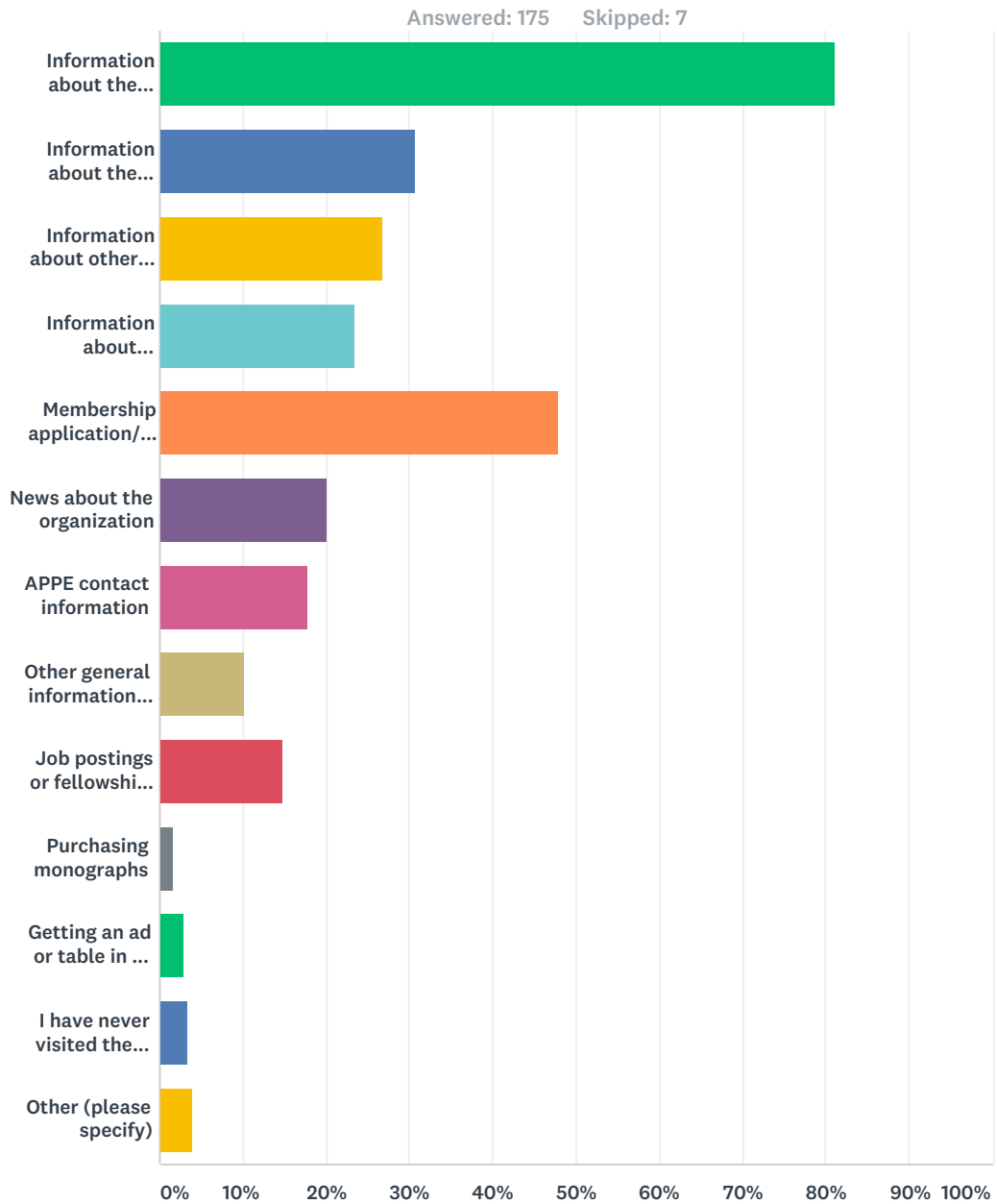
Answered: 39 Skipped: 143

# Q16 In the last 12 months, how many times have you visited the APPE website?



Answer Choices	Responses
A few times per week or more	0.56% 1
About once a week	1.67% 3
A few times a month	13.33% 24
About once a month	22.22% 40
A few times a year or less	54.44% 98
Never	7.78% 14
<b>Total</b>	<b>180</b>

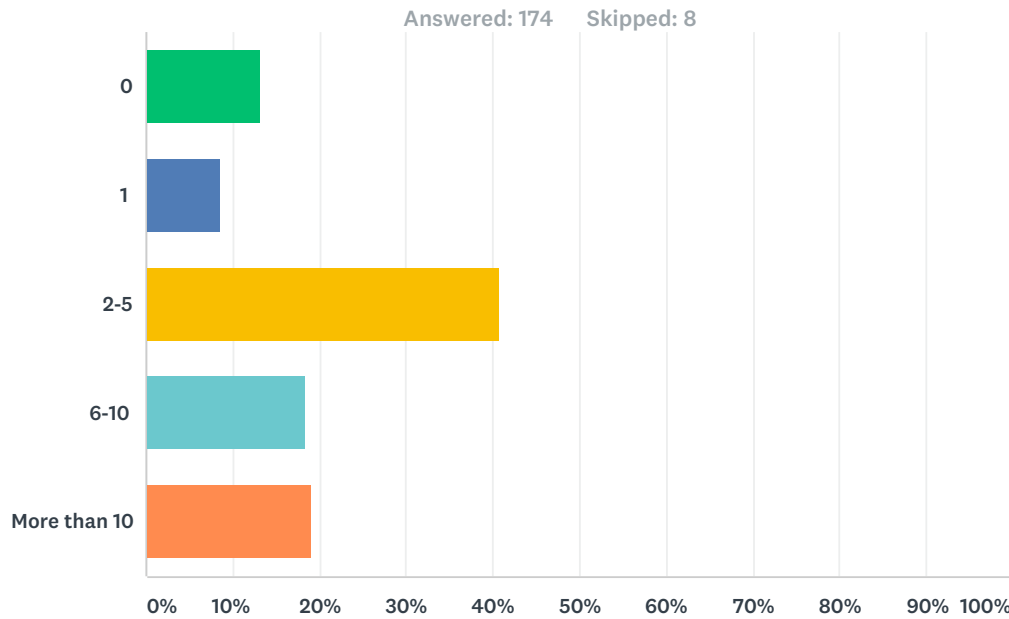
# Q17 What information do you seek when you visit the APPE website (choose all that apply)?



Answer Choices	Responses
Information about the annual conference	81.14% 142
Information about the Intercollegiate Ethics Bowl	30.86% 54
Information about other programs and events	26.86% 47
Information about membership	23.43% 41
Membership application/renewal	48.00% 84
News about the organization	20.00% 35
APPE contact information	17.71% 31

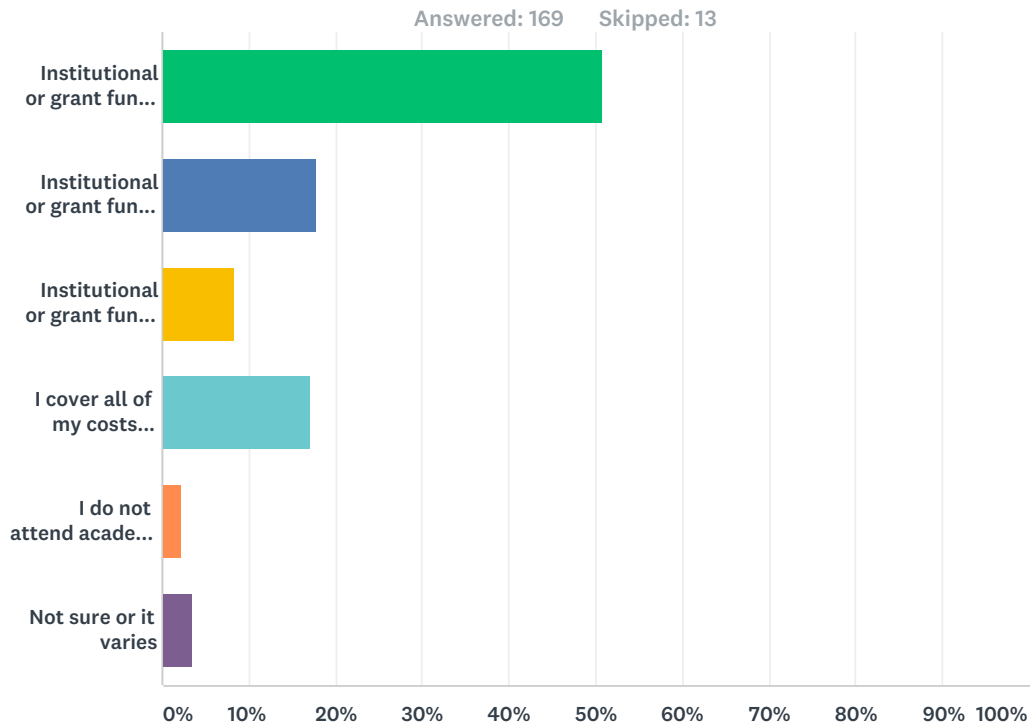
<b>Other general information about APPE</b>	<b>10.29%</b>	<b>18</b>
<b>Job postings or fellowship opportunities</b>	<b>14.86%</b>	<b>26</b>
<b>Purchasing monographs</b>	<b>1.71%</b>	<b>3</b>
<b>Getting an ad or table in the Book Room</b>	<b>2.86%</b>	<b>5</b>
<b>I have never visited the APPE website</b>	<b>3.43%</b>	<b>6</b>
<b>Other (please specify)</b>	<b>4.00%</b>	<b>7</b>
<b>Total Respondents: 175</b>		

# Q18 Overall, how many APPE Annual Conferences have you attended?



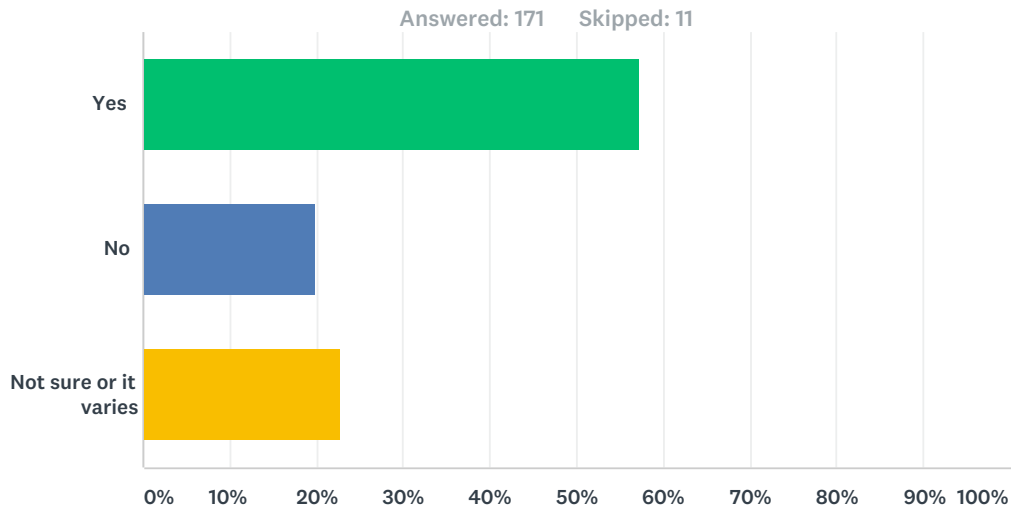
Answer Choices	Responses	
0	<b>13.22%</b>	<b>23</b>
1	<b>8.62%</b>	<b>15</b>
2-5	<b>40.80%</b>	<b>71</b>
6-10	<b>18.39%</b>	<b>32</b>
More than 10	<b>18.97%</b>	<b>33</b>
<b>Total</b>		<b>174</b>

# Q19 When you attend an academic conference, how are your travel expenses typically paid?



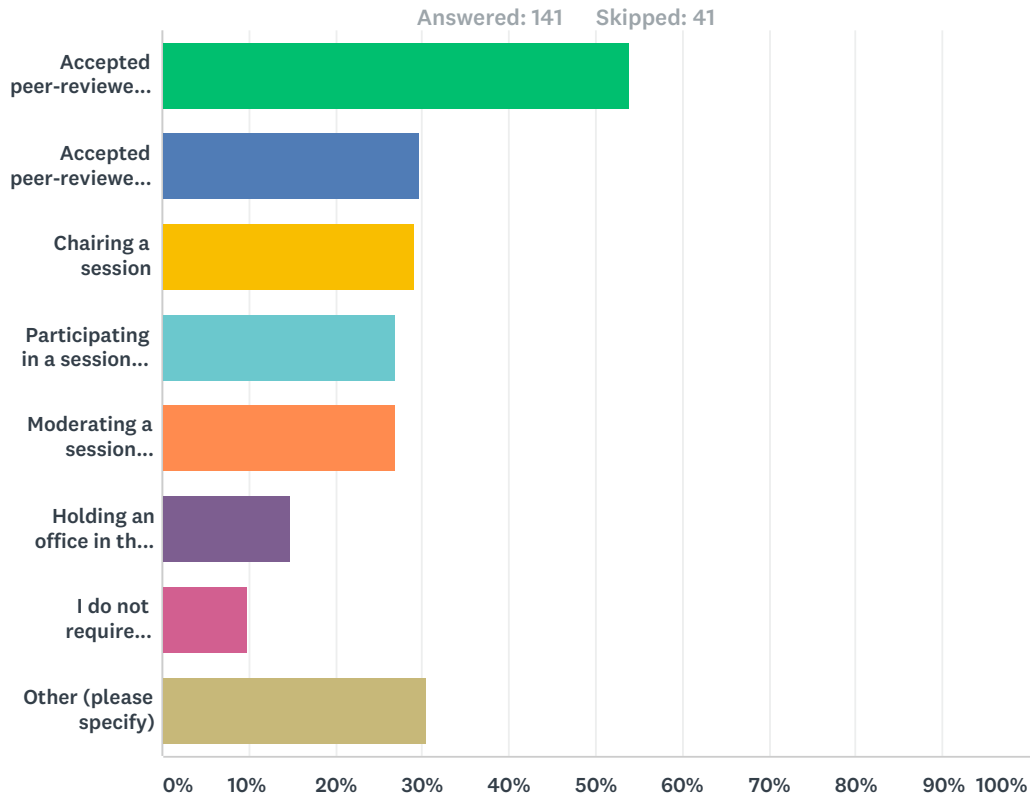
Answer Choices	Responses
Institutional or grant funds cover all of my costs	<b>50.89%</b> 86
Institutional or grant funds cover more than half, but not all, of my costs	<b>17.75%</b> 30
Institutional or grant funds cover some, but less than half, of my costs	<b>8.28%</b> 14
I cover all of my costs without institutional or grant support	<b>17.16%</b> 29
I do not attend academic conferences	<b>2.37%</b> 4
Not sure or it varies	<b>3.55%</b> 6
<b>Total</b>	<b>169</b>

## Q20 Do you need institutional funding support to attend the APPE Annual Conference?



Answer Choices	Responses	
Yes	57.31%	98
No	19.88%	34
Not sure or it varies	22.81%	39
Total		171

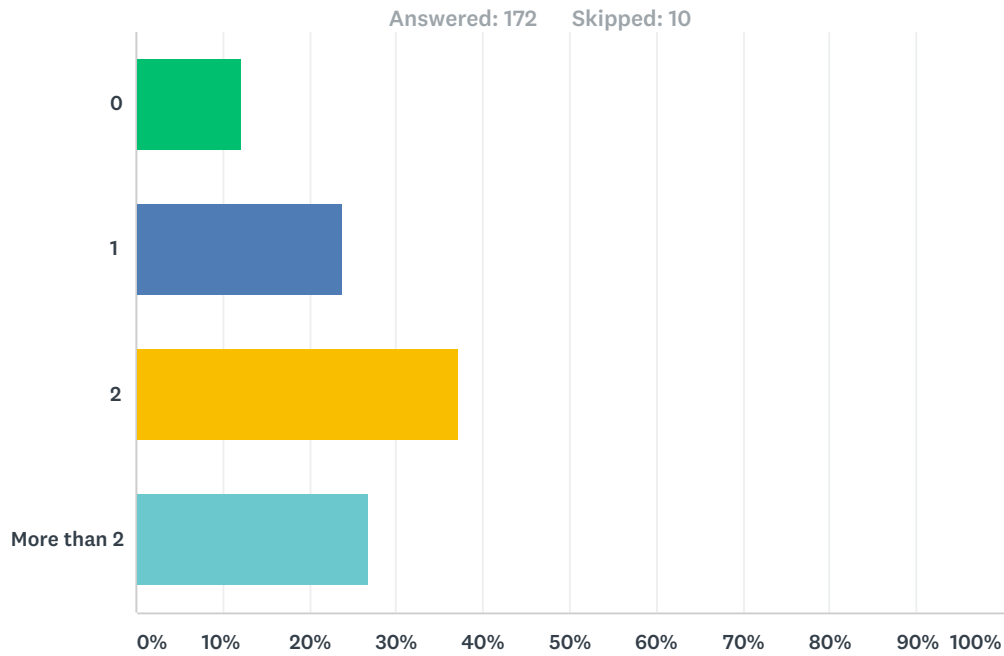
## Q21 If you need institutional funding support to attend the APPE Annual Conference, what does your institution require in order for you to receive funding (choose all that apply)?



Answer Choices	Responses
Accepted peer-reviewed submission as a speaker	53.90% 76
Accepted peer-reviewed submission as a poster	29.79% 42
Chairing a session	29.08% 41
Participating in a session discussion	26.95% 38
Moderating a session discussion	26.95% 38
Holding an office in the organization	14.89% 21
I do not require institutional support	9.93% 14
Other (please specify)	30.50% 43
Total Respondents: 141	

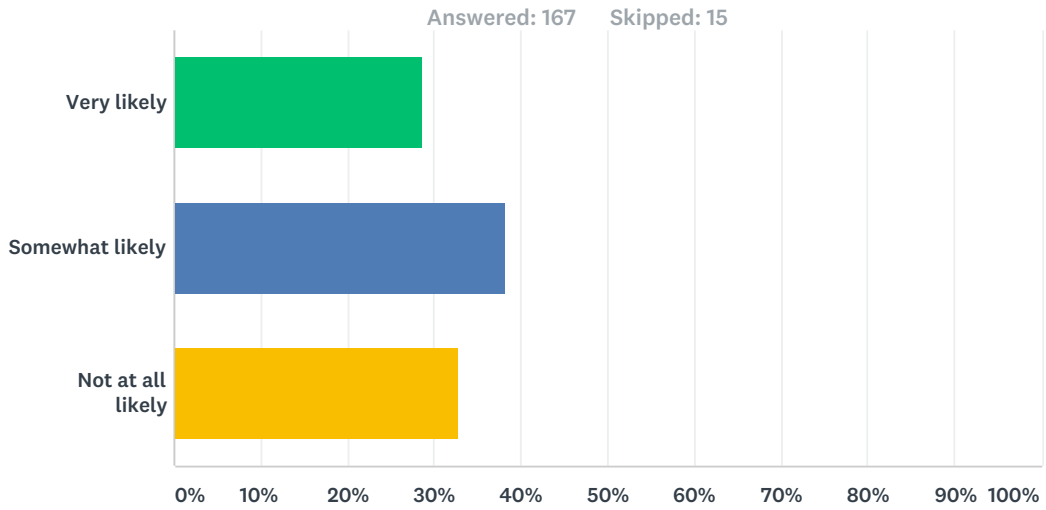


## Q22 How many other professional conferences do you attend annually?



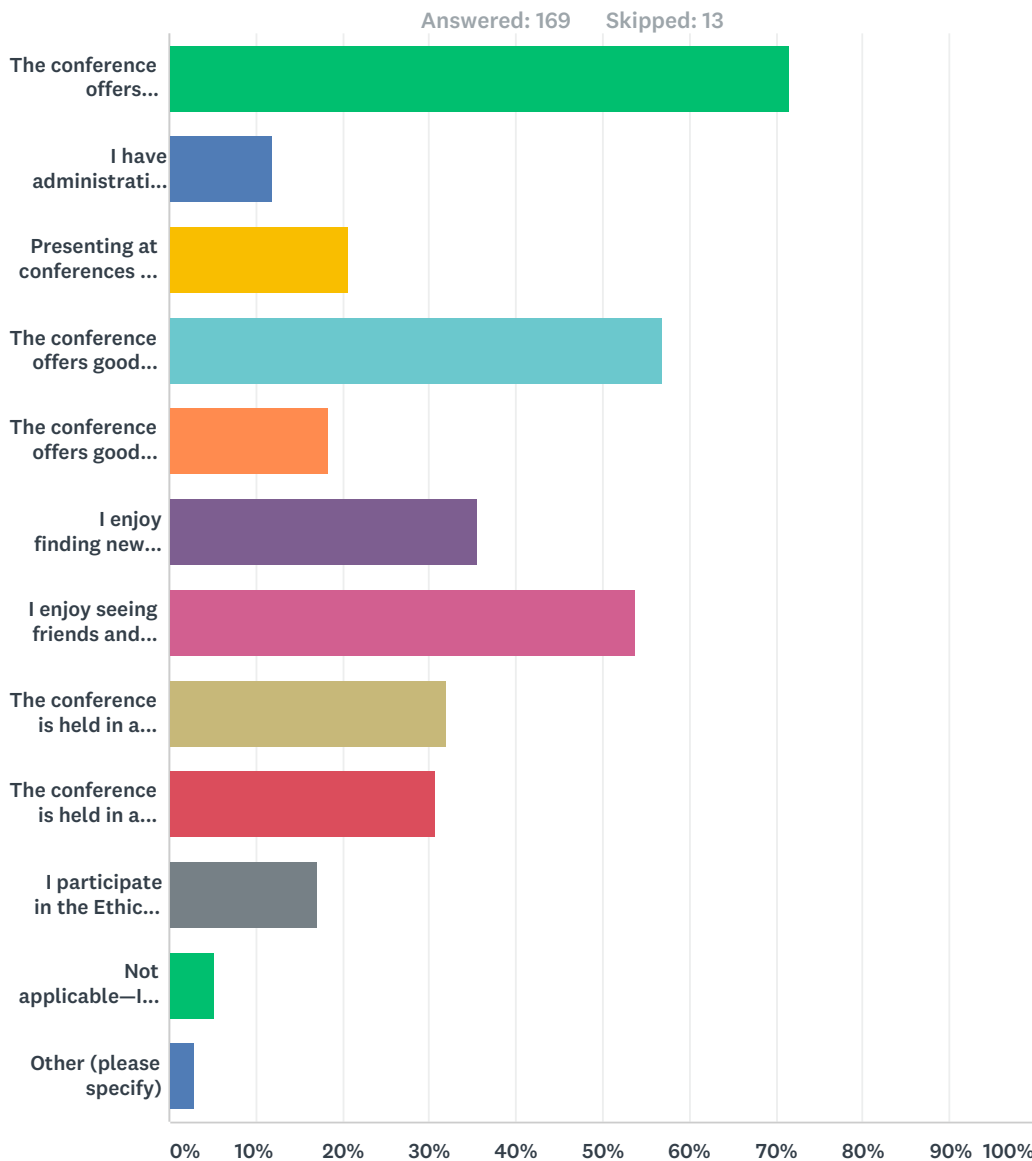
Answer Choices	Responses
0	12.21% 21
1	23.84% 41
2	37.21% 64
More than 2	26.74% 46
<b>Total</b>	<b>172</b>

## Q23 If, due to insufficient funding, you could only attend one conference how likely would that be to APPE's Annual Conference?



Answer Choices	Responses	
Very likely	<b>28.74%</b>	<b>48</b>
Somewhat likely	<b>38.32%</b>	<b>64</b>
Not at all likely	<b>32.93%</b>	<b>55</b>
<b>Total</b>		<b>167</b>

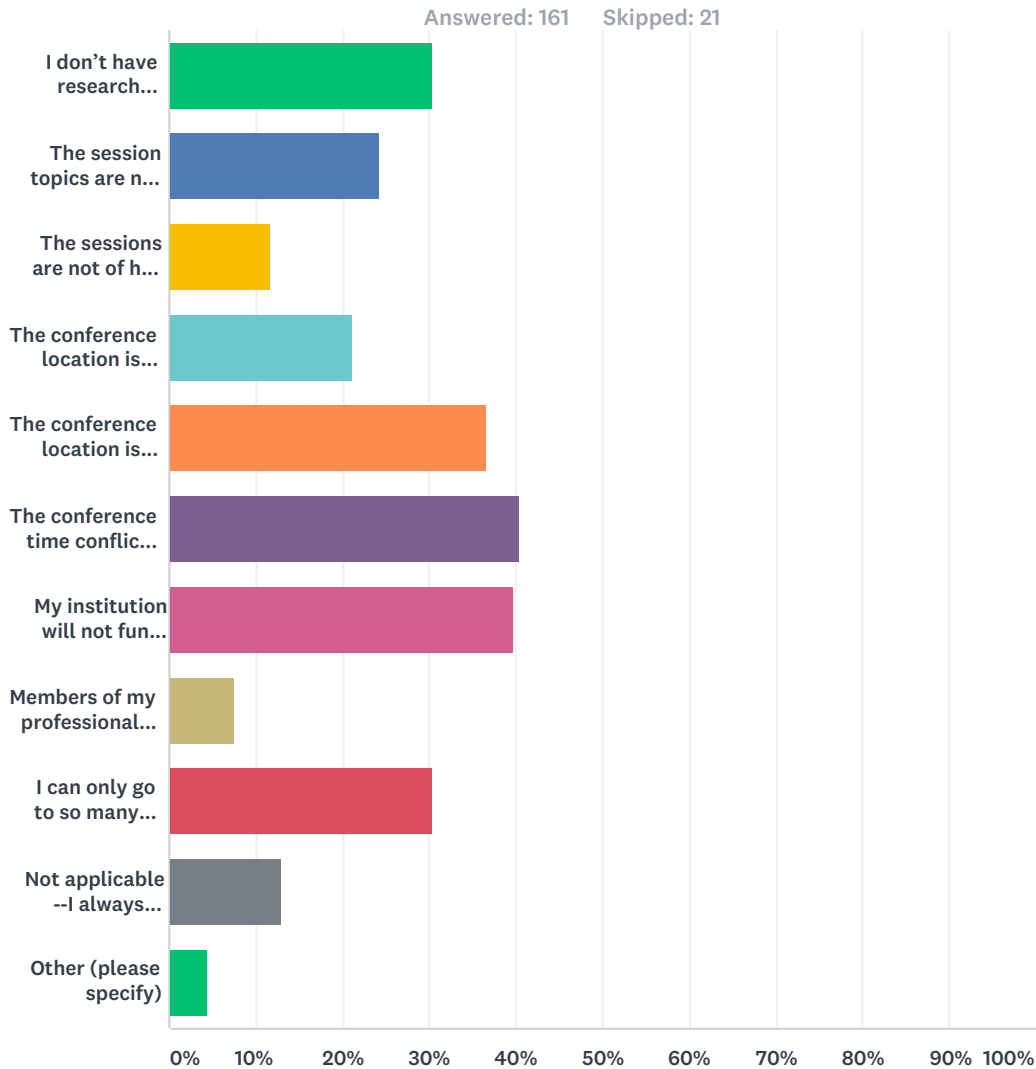
## Q24 If you choose to attend an APPE Annual Conference, which of the following are generally factors in your decision to do so (choose all that apply)?



Answer Choices	Responses
The conference offers high-quality, interesting sessions and good intellectual exchange	71.60% 121
I have administrative responsibilities that require me to attend the conference	11.83% 20
Presenting at conferences is important to my efforts to get a job/get tenure/get promoted	20.71% 35
The conference offers good opportunities for professional development and disciplinary networking	56.80% 96
The conference offers good opportunities for promoting new publications, programs, or services	18.34% 31
I enjoy finding new professional publications, resources, and services by visiting the Book Resource Room	35.50% 60
I enjoy seeing friends and colleagues from other institutions	53.85% 91
The conference is held in an appealing location	31.95% 54

The conference is held in a convenient location	<b>30.77%</b>	<b>52</b>
I participate in the Ethics Bowl, so I attend the conference too	<b>17.16%</b>	<b>29</b>
Not applicable—I have never attended an APPE conference	<b>5.33%</b>	<b>9</b>
Other (please specify)	<b>2.96%</b>	<b>5</b>
<b>Total Respondents: 169</b>		

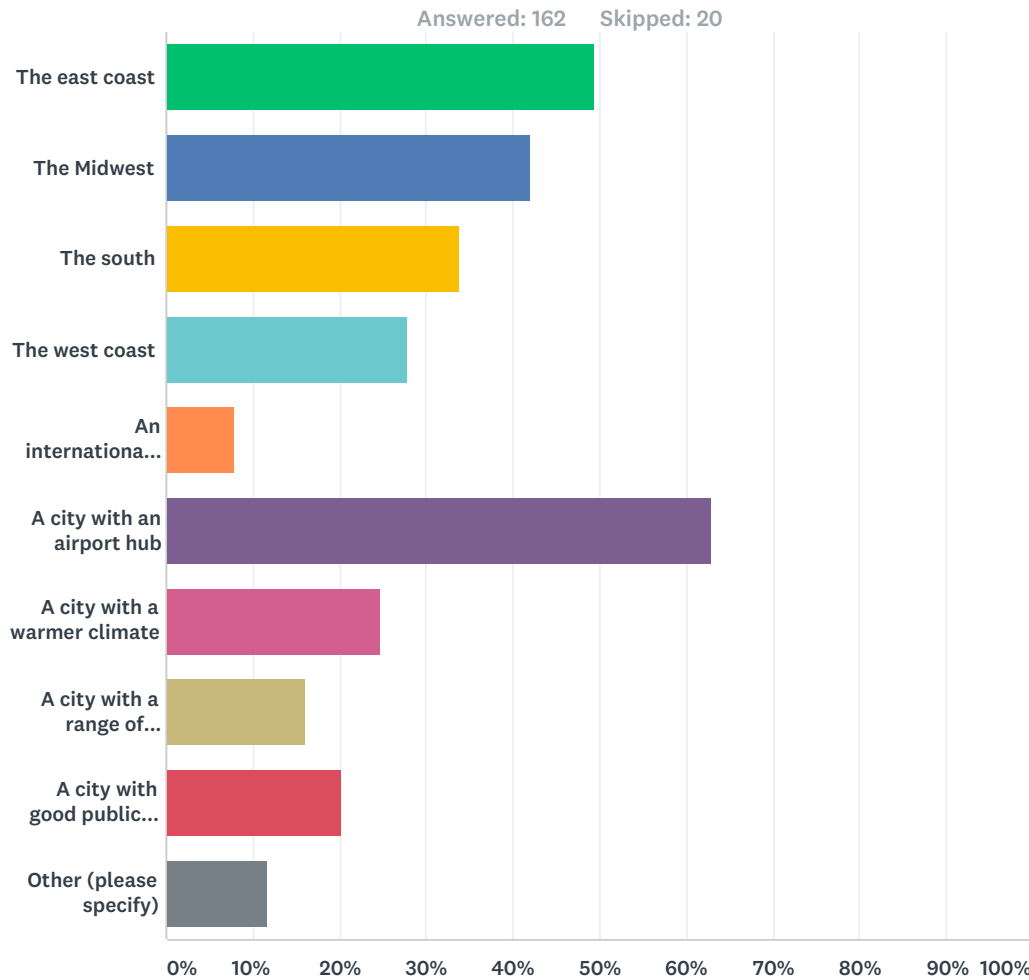
## Q25 If you choose NOT to attend an APPE Annual Conference, which of the following are generally factors in your decision (choose all that apply)?



Answer Choices	Responses
I don't have research suitable to present	30.43% 49
The session topics are not of interest to me	24.22% 39
The sessions are not of high quality	11.80% 19
The conference location is unappealing	21.12% 34
The conference location is inconvenient	36.65% 59
The conference time conflicts with personal or professional obligations	40.37% 65
My institution will not fund my trip	39.75% 64
Members of my professional network will not be there	7.45% 12
I can only go to so many conferences, and place priority on others	30.43% 49

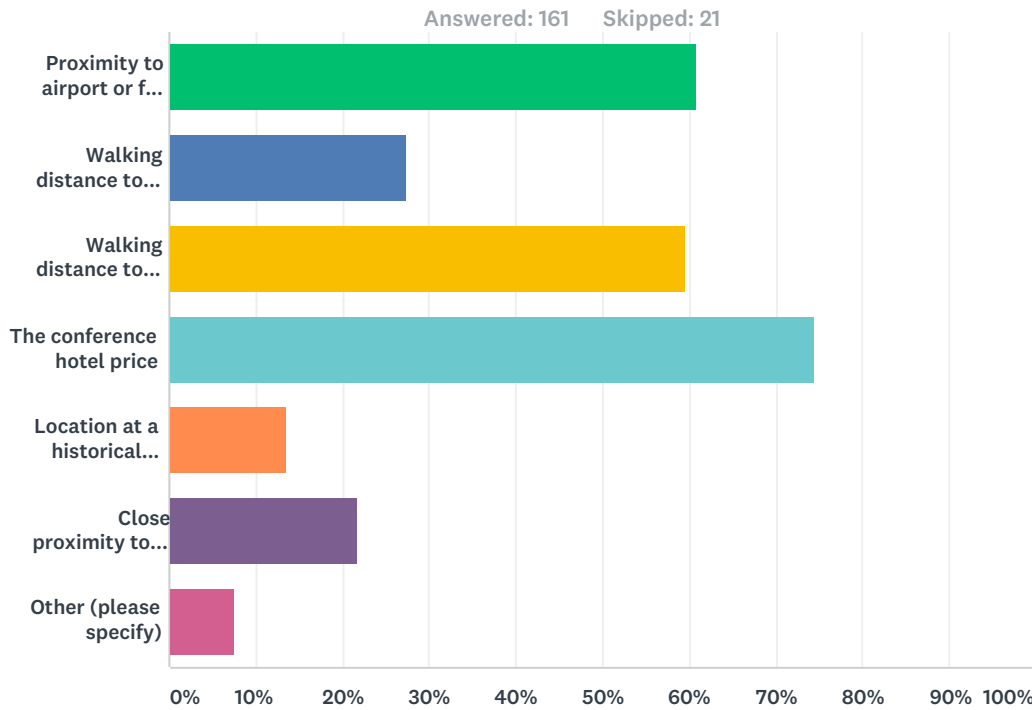
<b>Not applicable --I always attended the APPE conference</b>	<b>13.04%</b>	<b>21</b>
<b>Other (please specify)</b>	<b>4.35%</b>	<b>7</b>
<b>Total Respondents: 161</b>		

## Q26 Which conference locations are most appealing or convenient for you (choose all that apply)?



Answer Choices	Responses
The east coast	49.38% 80
The Midwest	41.98% 68
The south	33.95% 55
The west coast	27.78% 45
An international site	8.02% 13
A city with an airport hub	62.96% 102
A city with a warmer climate	24.69% 40
A city with a range of tourist attractions	16.05% 26
A city with good public transportation	20.37% 33
Other (please specify)	11.73% 19
<b>Total Respondents: 162</b>	

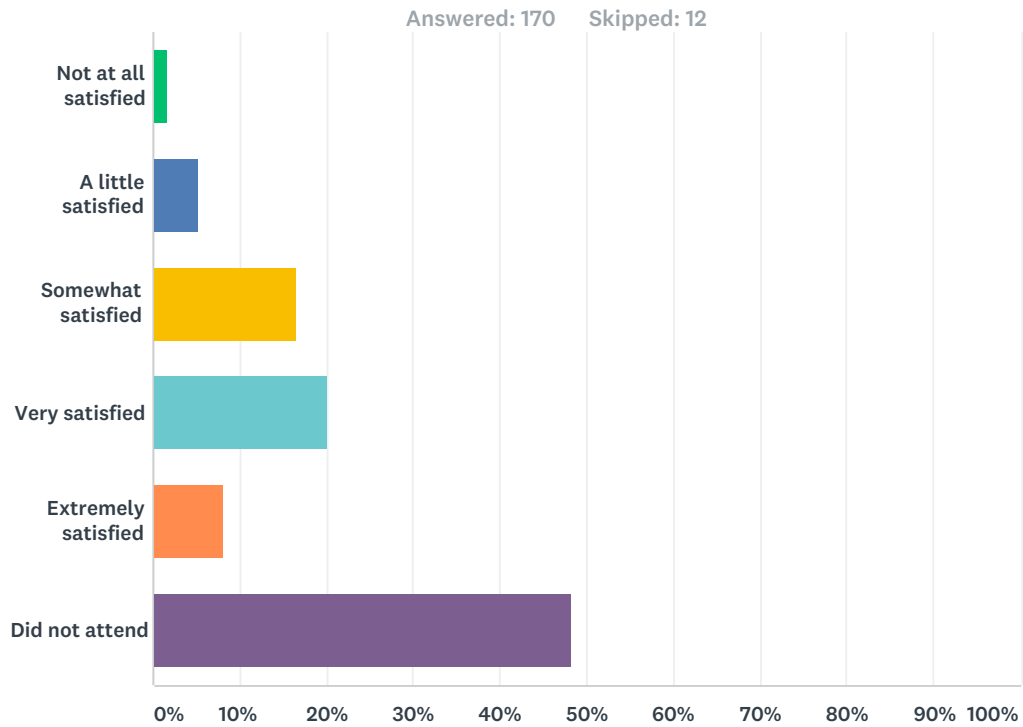
## Q27 What features of a conference hotel are important to you (choose all that apply)?



Answer Choices	Responses
Proximity to airport or free airport shuttle	60.87% 98
Walking distance to tourist attractions	27.33% 44
Walking distance to offsite restaurants	59.63% 96
The conference hotel price	74.53% 120
Location at a historical hotel property	13.66% 22
Close proximity to public transit	21.74% 35
Other (please specify)	7.45% 12
<b>Total Respondents: 161</b>	



## Q28 Overall, how satisfied were you with the 2017 APPE Conference in Dallas, TX?

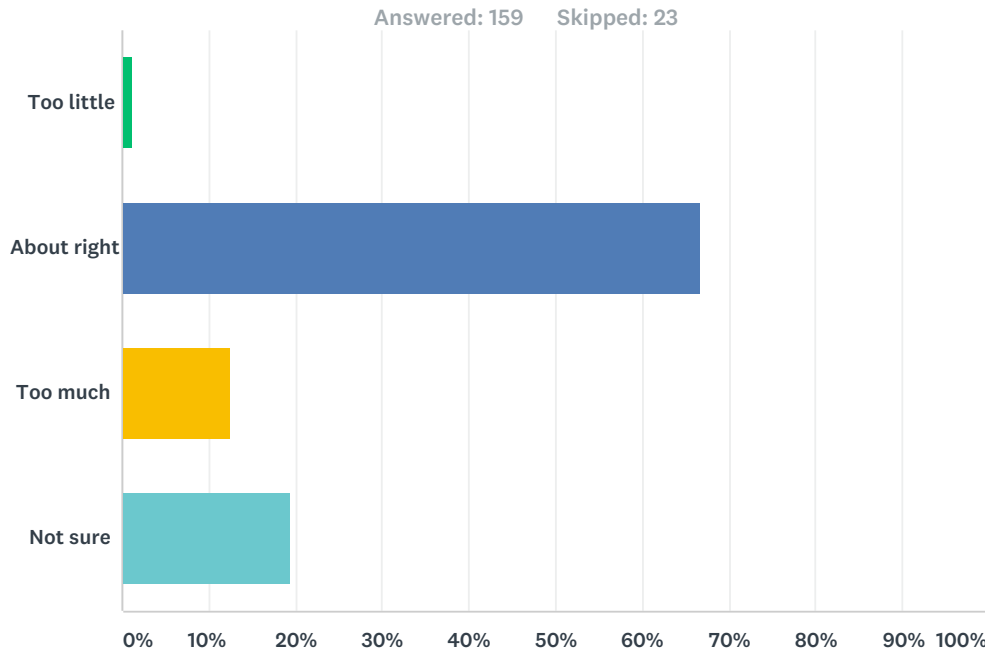


Answer Choices	Responses
Not at all satisfied	1.76% 3
A little satisfied	5.29% 9
Somewhat satisfied	16.47% 28
Very satisfied	20.00% 34
Extremely satisfied	8.24% 14
Did not attend	48.24% 82
<b>Total</b>	<b>170</b>

**Q29 If you have any comments about the 2017 APPE Conference in Dallas, TX, please enter them here.**

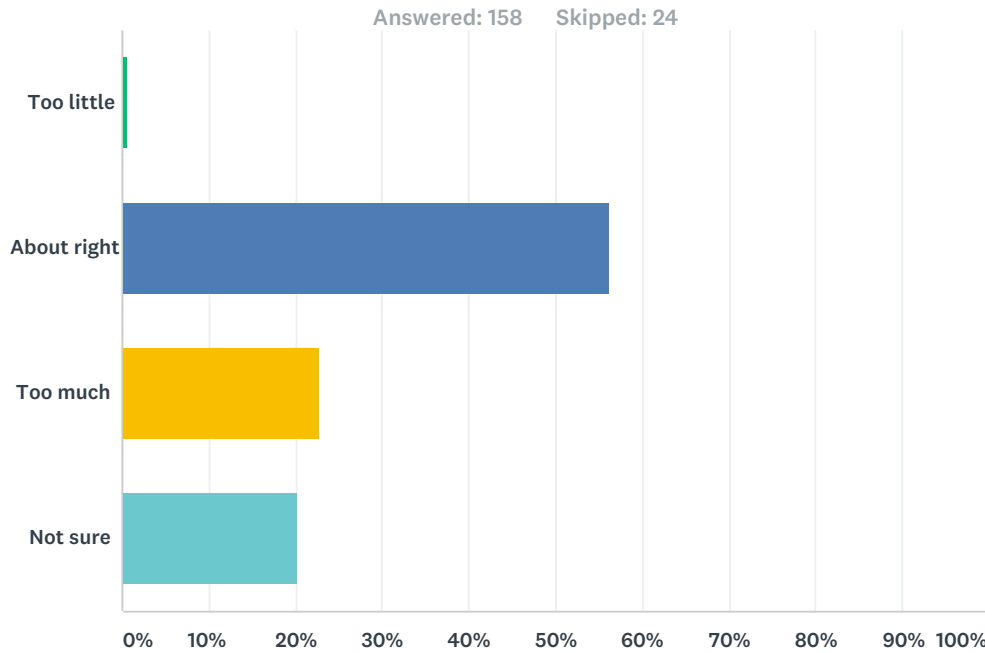
Answered: 46 Skipped: 136

### Q30 Thinking about a typical day at the conference that includes sessions and other events, is the number of scheduled sessions and events too little, about right, or too much?



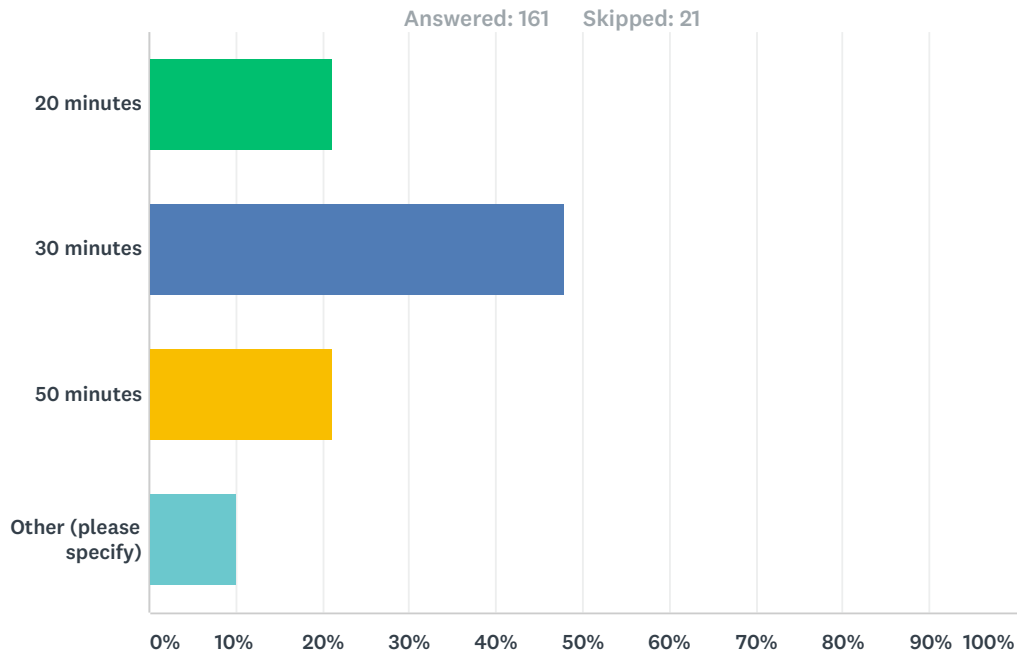
Answer Choices	Responses
Too little	1.26% 2
About right	66.67% 106
Too much	12.58% 20
Not sure	19.50% 31
Total	159

### Q31 Thinking about a typical day at the conference that includes sessions and other events, is the number of concurrent sessions too little, about right, or too much?



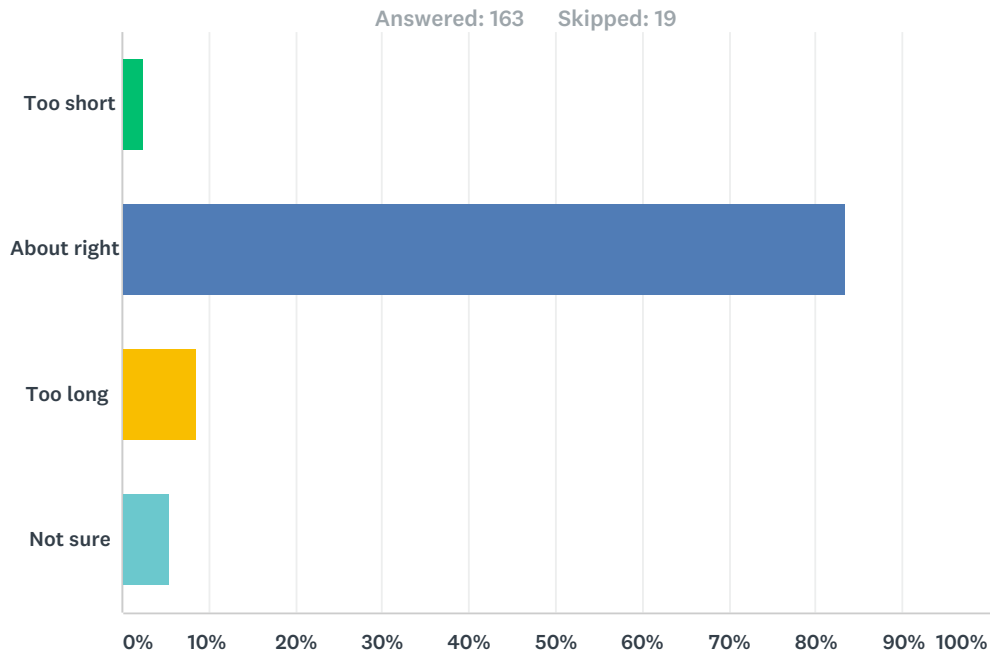
Answer Choices	Responses
Too little	0.63% 1
About right	56.33% 89
Too much	22.78% 36
Not sure	20.25% 32
Total	158

## Q32 Thinking about the typical individual presentation, what is a good amount of time for presentation and questions?



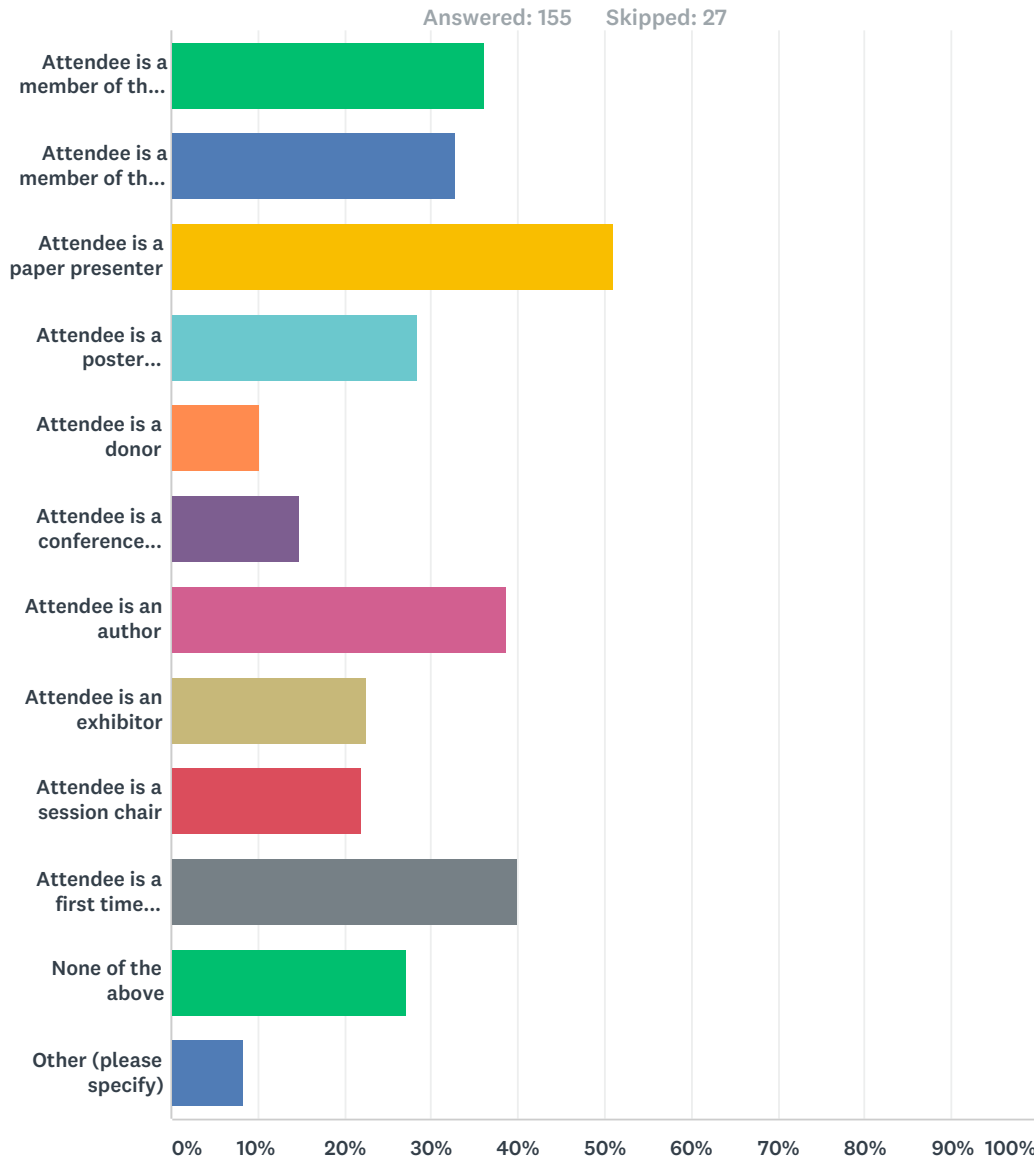
Answer Choices	Responses
20 minutes	21.12% 34
30 minutes	47.83% 77
50 minutes	21.12% 34
Other (please specify)	9.94% 16
<b>Total</b>	<b>161</b>

### Q33 Is the length of the conference – from Thursday afternoon to Saturday night – too short, about right, or too long?



Answer Choices	Responses
Too short	2.45% 4
About right	83.44% 136
Too long	8.59% 14
Not sure	5.52% 9
<b>Total</b>	<b>163</b>

### Q34 When you attend an APPE Annual Conference, what role information is useful and important to know about your fellow conference attendees (choose all that apply)?

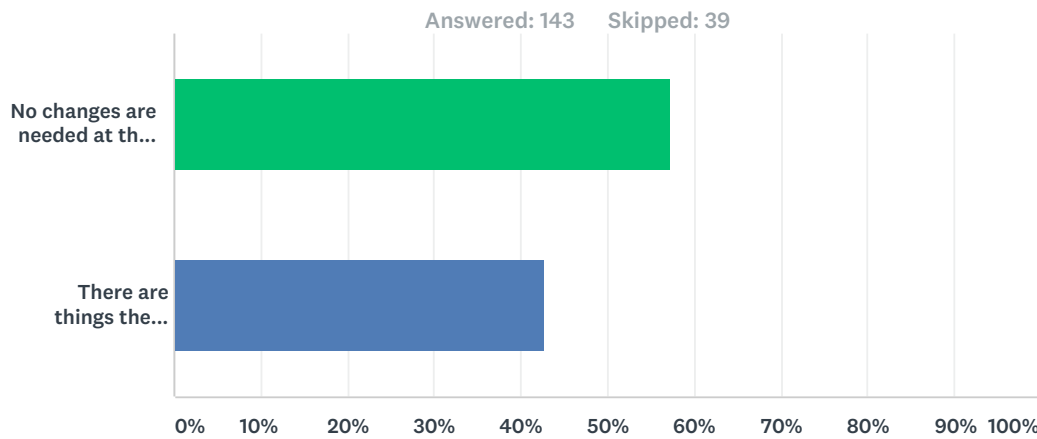


Answer Choices	Responses
Attendee is a member of the Executive Board	36.13% 56
Attendee is a member of the executive staff	32.90% 51
Attendee is a paper presenter	50.97% 79
Attendee is a poster presenter	28.39% 44
Attendee is a donor	10.32% 16
Attendee is a conference sponsor	14.84% 23
Attendee is an author	38.71% 60
Attendee is an exhibitor	22.58% 35

<b>Attendee is a session chair</b>	<b>21.94%</b>	<b>34</b>
<b>Attendee is a first time attendee</b>	<b>40.00%</b>	<b>62</b>
<b>None of the above</b>	<b>27.10%</b>	<b>42</b>
<b>Other (please specify)</b>	<b>8.39%</b>	<b>13</b>
<b>Total Respondents: 155</b>		

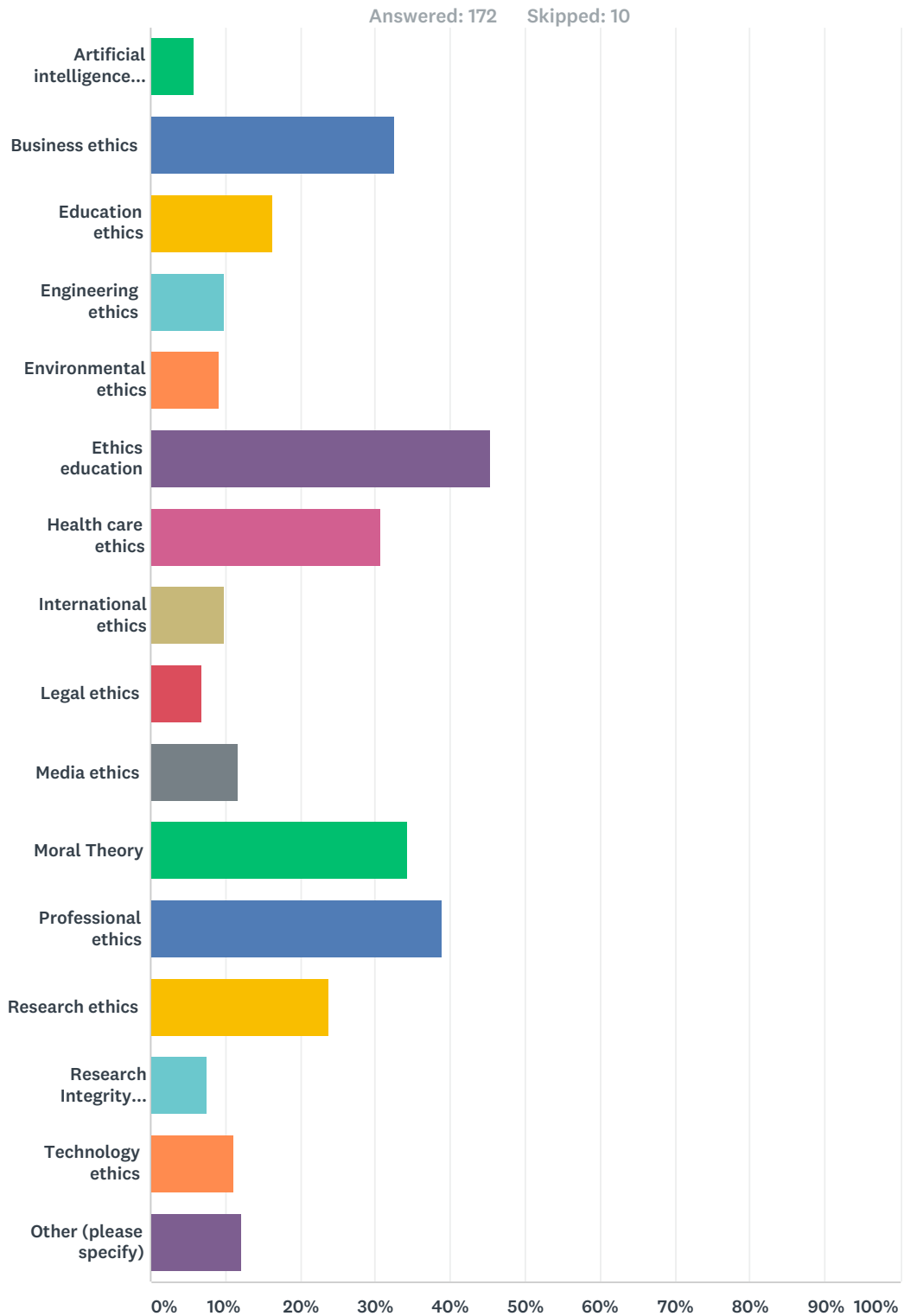


### Q35 In your opinion, is there anything that the Conference Committee should consider doing to make the 2018 APPE Conference better, or do you think no changes are needed at this time?



Answer Choices	Responses	
No changes are needed at this time	57.34%	82
There are things the Conference Committee should consider (please specify)	42.66%	61
<b>Total</b>		<b>143</b>

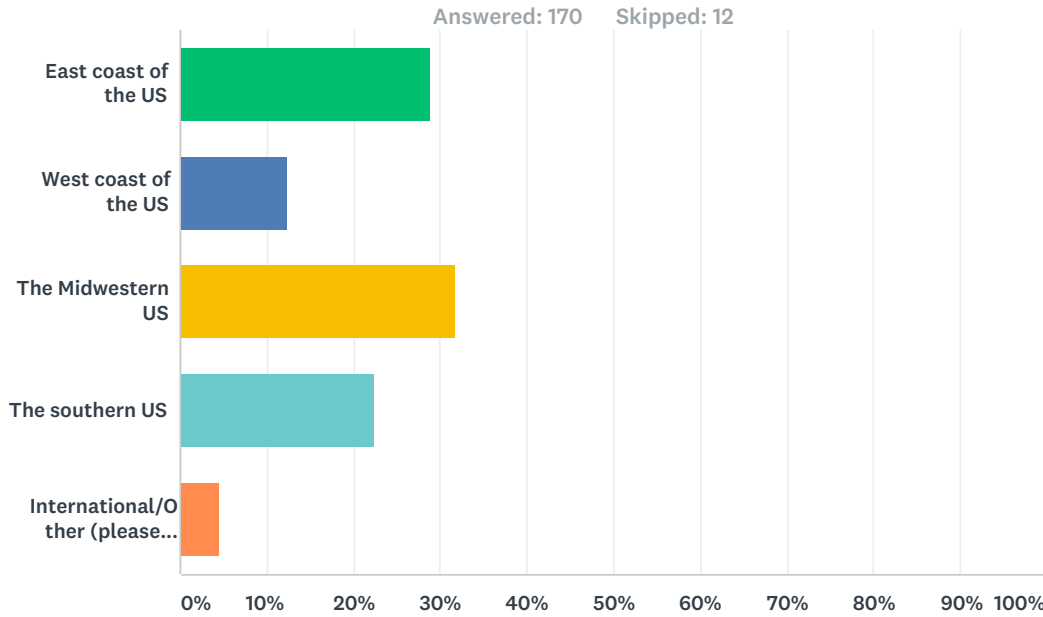
### Q36 Which one of the following best describes your subject area specialties (choose all that apply)?



Answer Choices	Responses
Artificial intelligence ethics	5.81% 10
Business ethics	32.56% 56

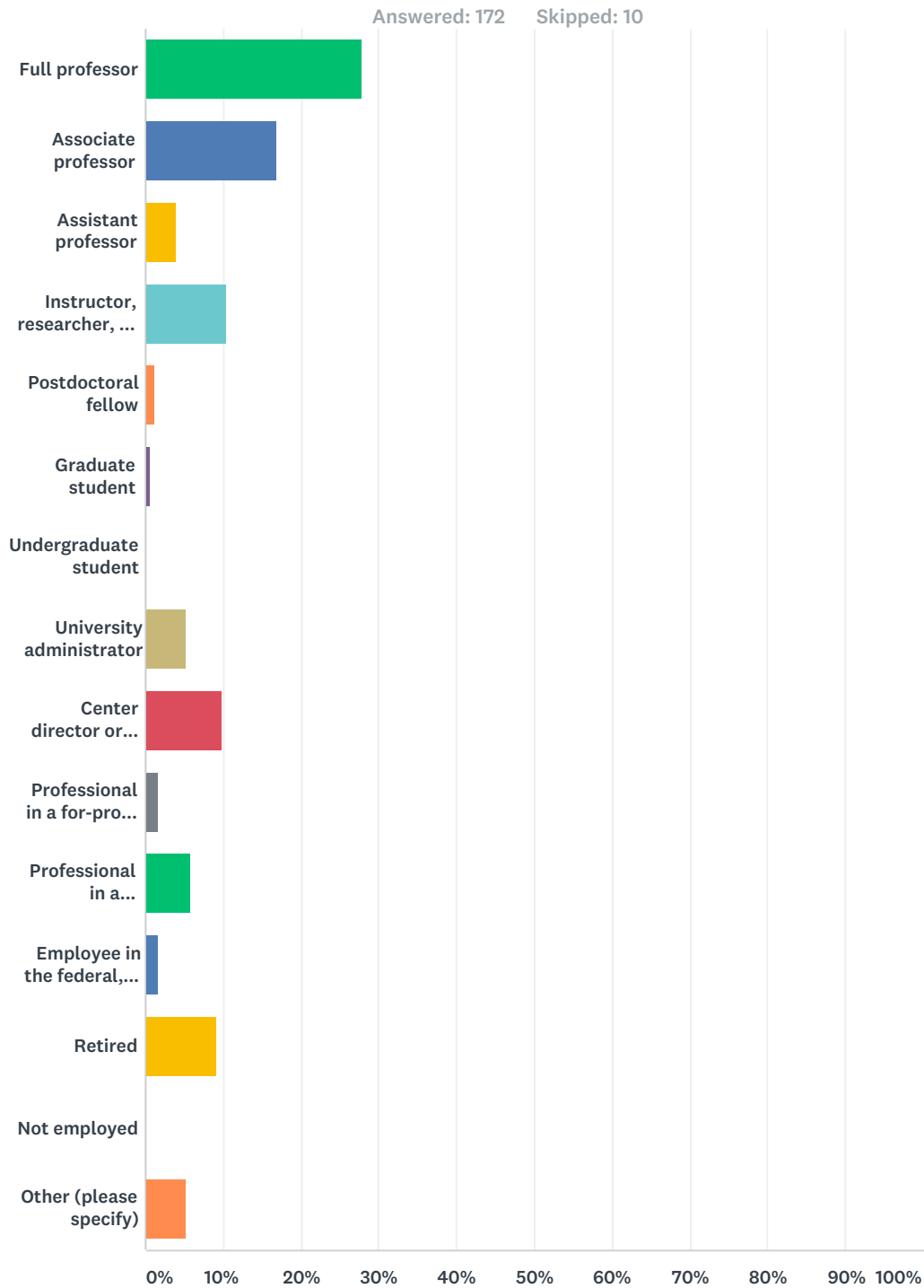
Education ethics	16.28%	28
Engineering ethics	9.88%	17
Environmental ethics	9.30%	16
Ethics education	45.35%	78
Health care ethics	30.81%	53
International ethics	9.88%	17
Legal ethics	6.98%	12
Media ethics	11.63%	20
Moral Theory	34.30%	59
Professional ethics	38.95%	67
Research ethics	23.84%	41
Research Integrity Officers	7.56%	13
Technology ethics	11.05%	19
Other (please specify)	12.21%	21
<b>Total Respondents: 172</b>		

### Q37 In which region do you usually reside?



Answer Choices	Responses
East coast of the US	28.82% 49
West coast of the US	12.35% 21
The Midwestern US	31.76% 54
The southern US	22.35% 38
International/Other (please specify)	4.71% 8
<b>Total</b>	<b>170</b>

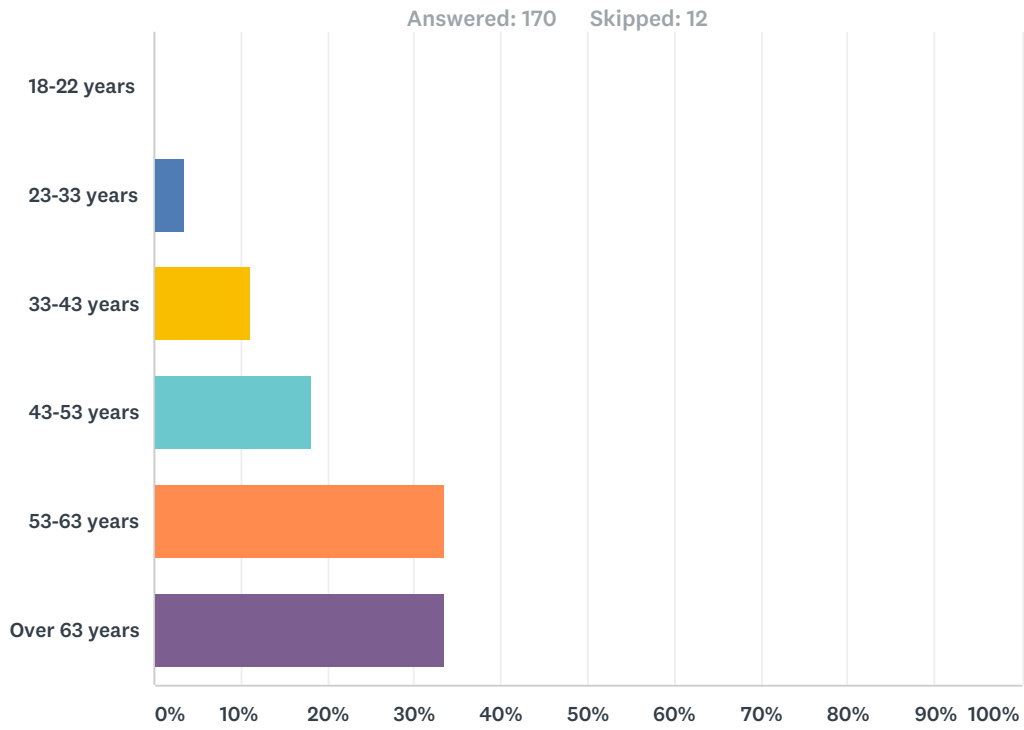
### Q38 Which one of the following best describes your current affiliation and professional level?



Answer Choices	Responses
Full professor	27.91% 48
Associate professor	16.86% 29
Assistant professor	4.07% 7

Instructor, researcher, or other non-tenure track faculty	<b>10.47%</b>	<b>18</b>
Postdoctoral fellow	<b>1.16%</b>	<b>2</b>
Graduate student	<b>0.58%</b>	<b>1</b>
Undergraduate student	<b>0.00%</b>	<b>0</b>
University administrator	<b>5.23%</b>	<b>9</b>
Center director or staff	<b>9.88%</b>	<b>17</b>
Professional in a for-profit business or organization	<b>1.74%</b>	<b>3</b>
Professional in a not-for-profit business or organization	<b>5.81%</b>	<b>10</b>
Employee in the federal, state, or local government	<b>1.74%</b>	<b>3</b>
Retired	<b>9.30%</b>	<b>16</b>
Not employed	<b>0.00%</b>	<b>0</b>
Other (please specify)	<b>5.23%</b>	<b>9</b>
<b>Total</b>		<b>172</b>

### Q39 What is your age group?



Answer Choices	Responses
18-22 years	0.00% 0
23-33 years	3.53% 6
33-43 years	11.18% 19
43-53 years	18.24% 31
53-63 years	33.53% 57
Over 63 years	33.53% 57
<b>Total</b>	<b>170</b>